CITY OF CRESTVIEW

OFFICE OF THE CITY CLERK
P.O. DRAWER 1209, CRESTVIEW, FLORIDA 32536
Phone # (850) 682-1560 Fax # (850) 682-8077

City Council Minutes
July 30, 2020
4:00 PM
Council Chambers

DRAFT

1. Call to Order

2. Invocation, Pledge of Allegiance

3. Open Policy Making and Legislative Session

4. Approve Agenda

5. Action Items

5.1. Discussion/Approval of Budget items

the City manager has prepared the budget this is a special meeting so there will be voting on policies.

City Manager is asking for permission to make current year purchases. A motion was made by Harry LeBoeuf to Approve the Current year purchases. Seconded by Andrew Rencich, Joe Blocker, Cynthia Brown, Shannon Hayes, Harry LeBoeuf, Andrew Rencich voted yea and None voted nay, motion carried.

City manager is asking for setting a reserve policy See page 12 of the power point, A motion was made by Andrew Rencich to Approve the reserve policy as outlined on page 12 of the power point. Seconded by Shannon Hayes Joe Blocker, Cynthia Brown, Shannon Hayes, Harry LeBoeuf, Andrew Rencich voted yea and None voted nay, motion carried.

City manager is asking for approval of items shown on Page 14/15 of the power point. A motion was made by Harry LeBoeuf to Approve the items shown on Page 14-15 of the power point as presented. . Seconded by Cynthia Brown , Joe Blocker, Cynthia Brown, Shannon Hayes, Harry LeBoeuf, Andrew Rencich voted yea and None voted nay, motion carried.

Stormwater utility starts on Page 18 Motion is to ask for staff to draft stormwater utility Motion to take staff recommendation, but keep residential all at single ERU

A motion was made by Harry LeBoeuf to Approve the staff recommendation, but keep residential all at single ERU Seconded by Cynthia Brown, Joe Blocker, Cynthia Brown, Shannon Hayes, Harry LeBoeuf, Andrew Rencich voted yea and None voted nay, motion carried.

Wastewater Rate Study Policy Decisions for 10 year CIP/ Approve CIP schedule Motion page 34 A motion was made by Cynthia Brown to Approve the staff recommendation for Utility rates Impact Fees and CIP Schedule. Seconded by Harry Leboeuf, Joe Blocker, Cynthia Brown, Shannon Hayes, Harry LeBoeuf, Andrew Rencich voted yea and None voted nay, motion carried.

6. Comments from the Mayor and Council

7. Comments from the Audience

8. Adjournment

DRAFT

Elizabeth M. Roy
City Clerk

JB Whitten
Mayor

Minutes approve this __ day of __, 2020 .

City of Crestview

BUDGET WORKSHOP

JULY 30, 2020

2021 Budget Focus Areas

- Establish a Reserve Policy
- Move Forward with the Next Steps of Salary Study
- Create Stormwater Utility
- Address Wastewater capacity
- Look to expand service areas

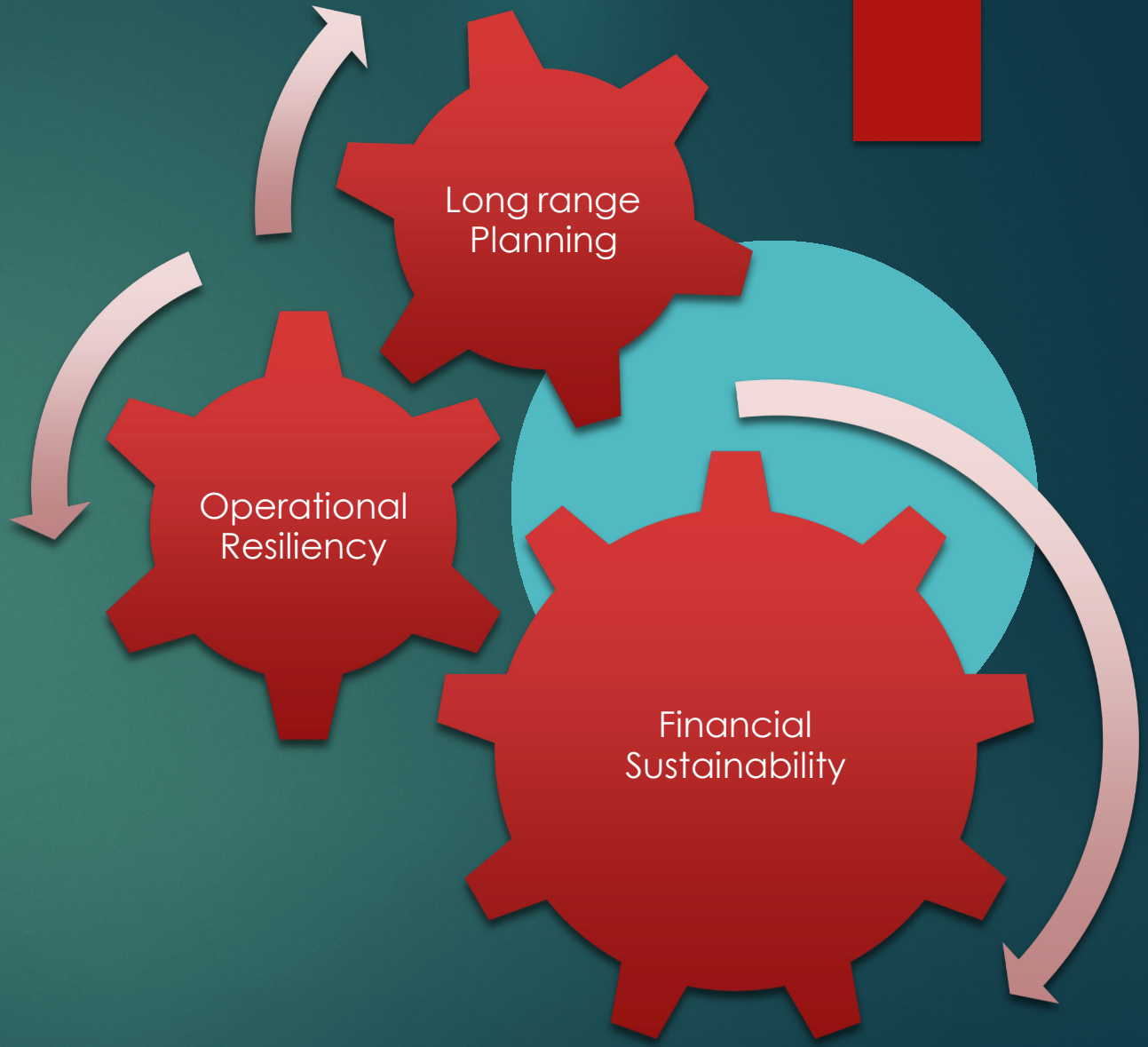

Part 1 Reserve Policy

Proposed Utility Reserve Policy

- Government Finance Officers Association Recommends 2 Months of Regular Operating Expenditures
- Communities at Risk of Natural Disasters are Recommended to have 25%-30%
- Utility Funds are Recommended to Maintain a Renewal & Replacement fund of 10%

- **Utility Fund Undesignated Reserves**
  - **Proposed 25%**
  - **Current 1.1%**
- **General Fund Undesignated Reserves**
  - **Proposed 25%**
  - **Current 7%**
- **Building Fund Undesignated Reserves**
  - **Proposed 100%**
  - **Current 200%**

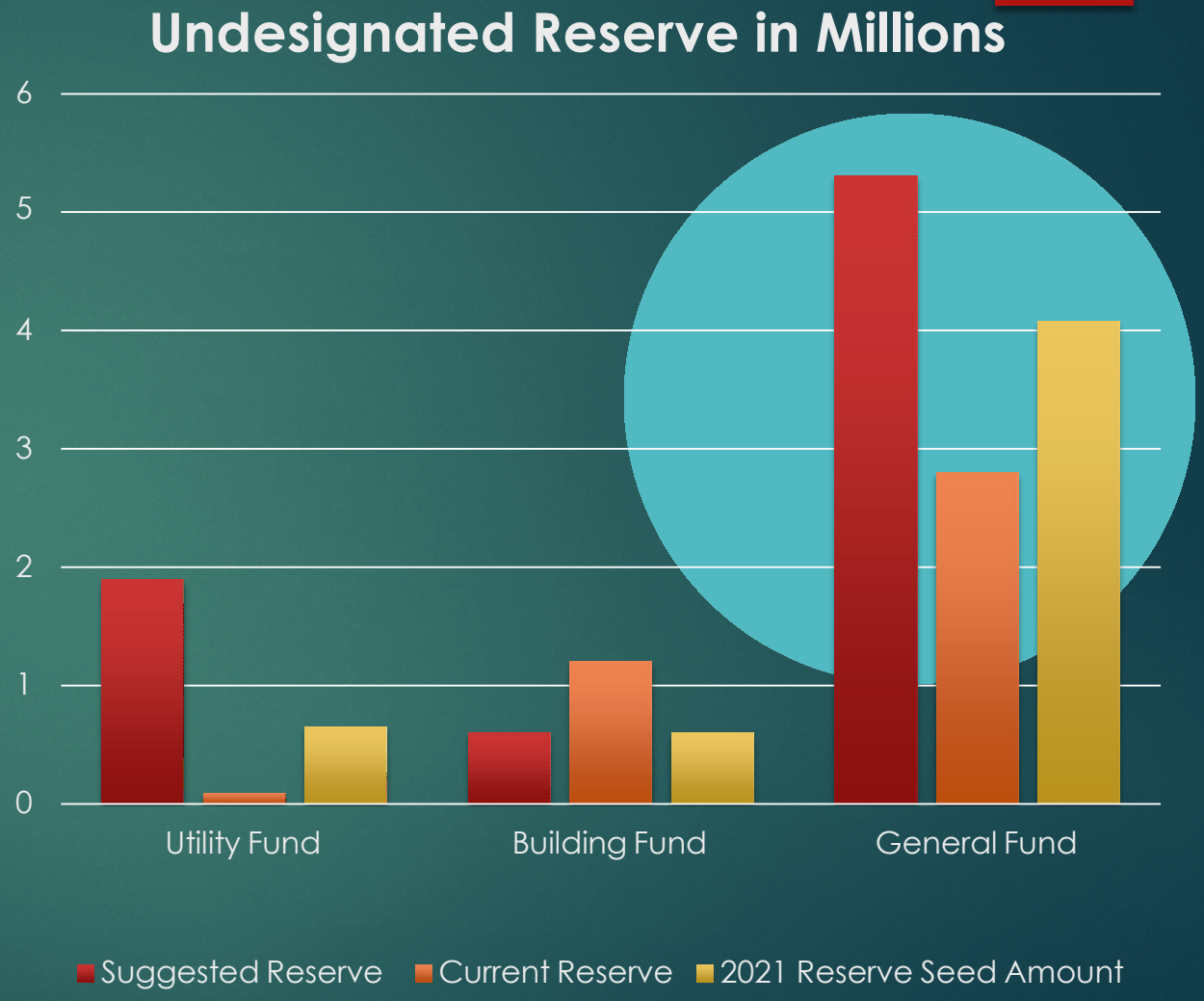

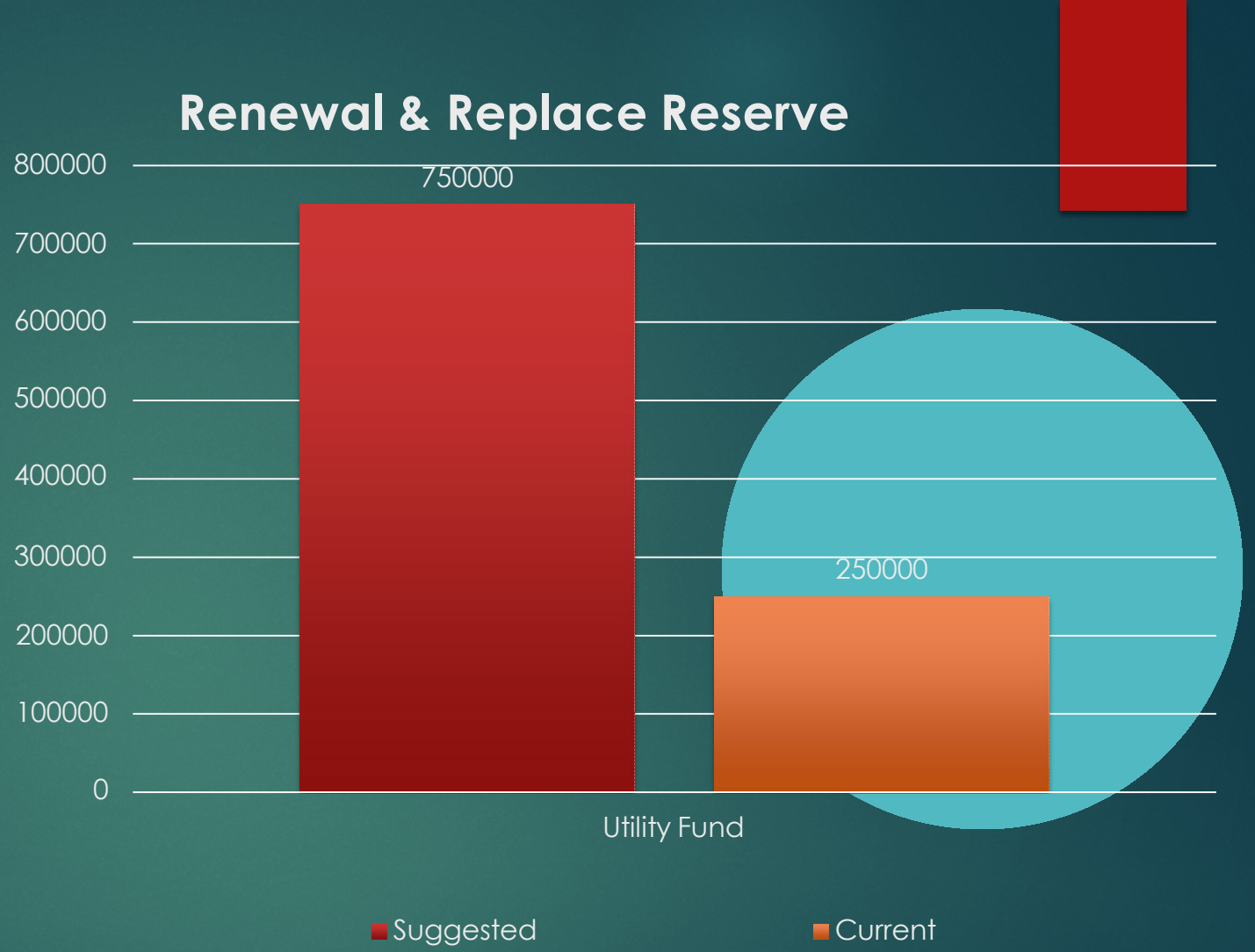

- **Utility Fund Renewal & Replacement Policy**
  - **Recommended 10%**
  - **Current 3%**

Restricted GF Pooled Cash 5/30/2020
$1,558,479

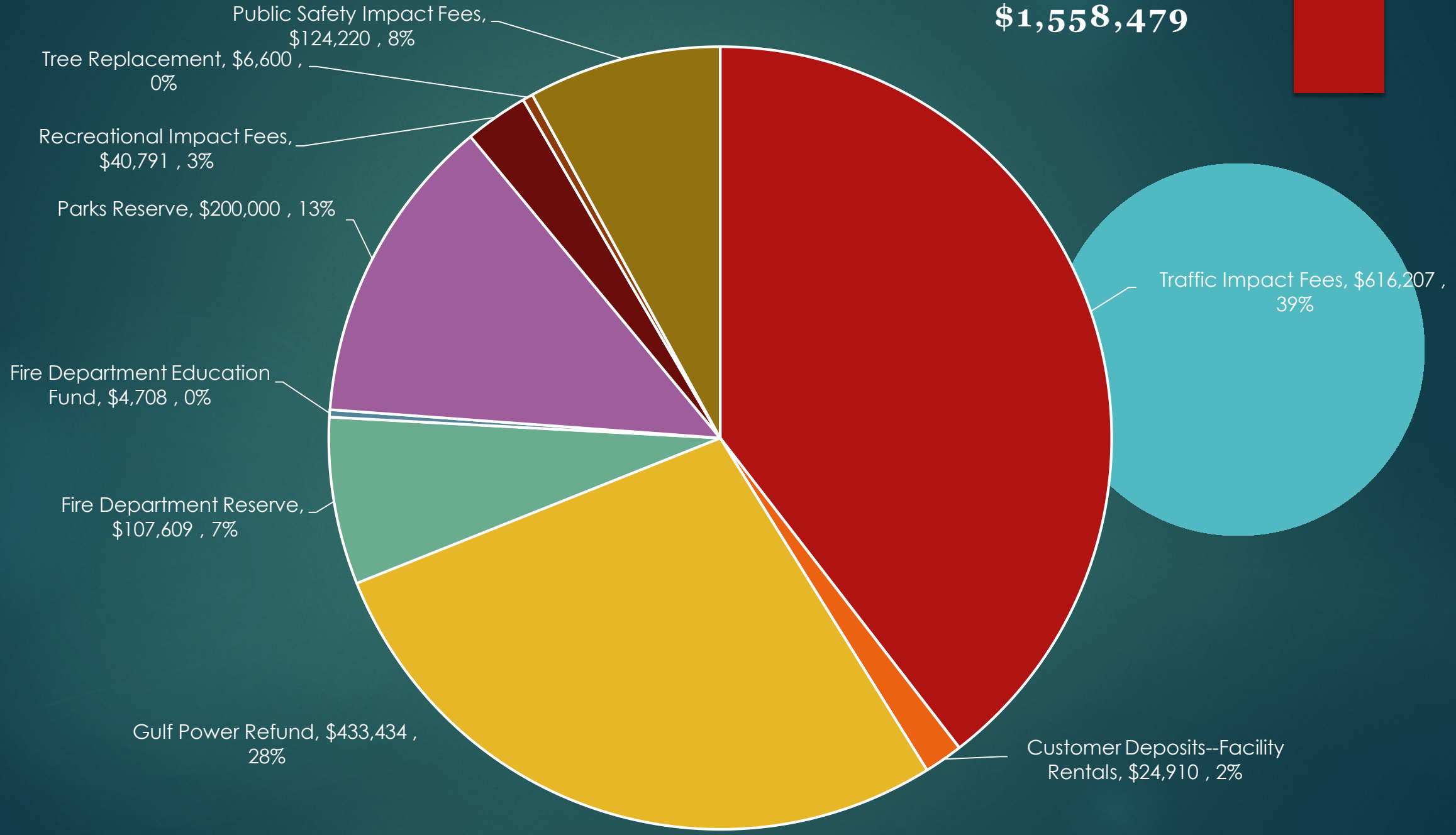

Restricted Utility Fund Pooled Cash 5/30/2020
$2,470,949

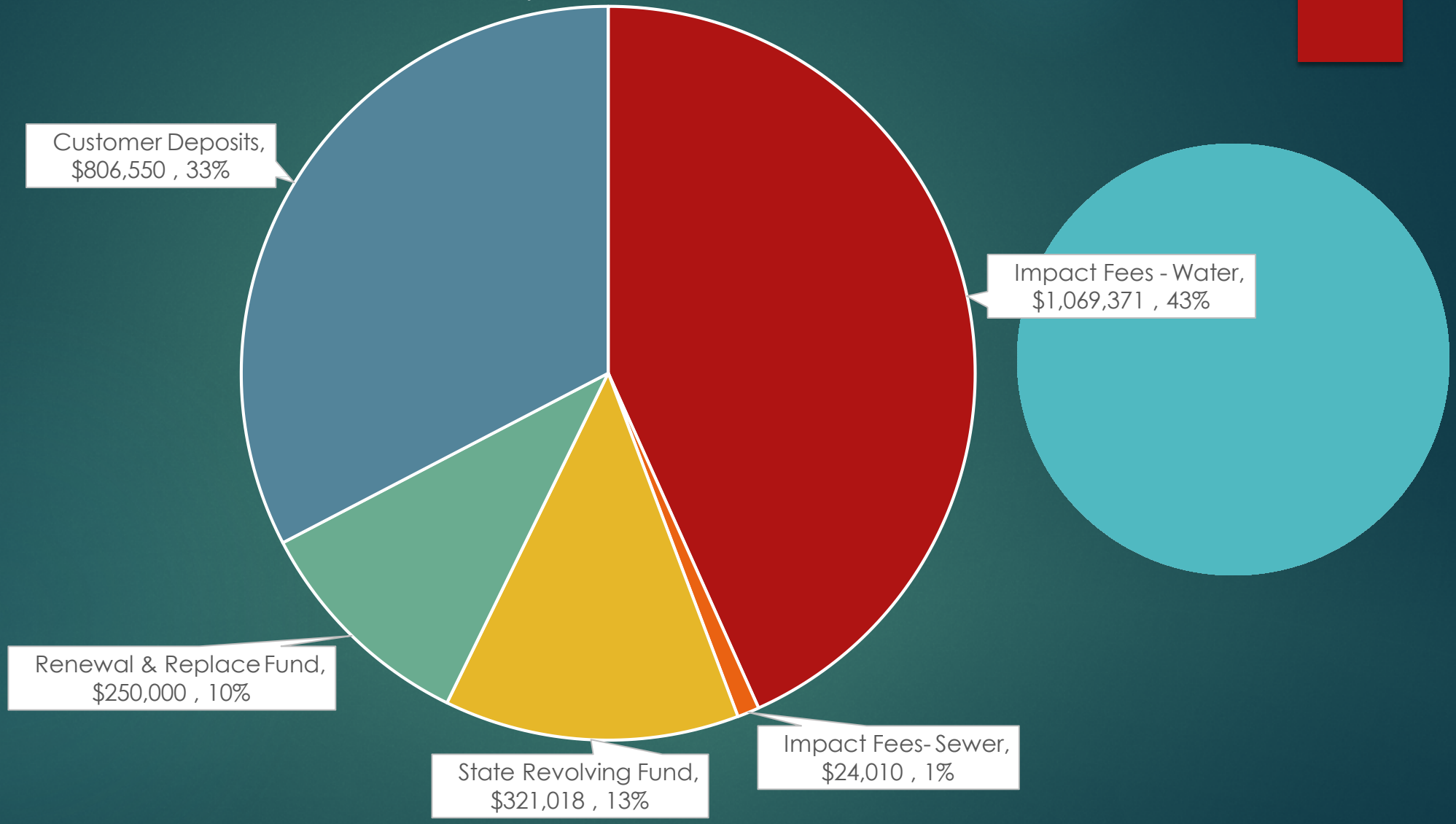

Report Date	7/29/2020		Days Complete		298.00		% Year Complete	83%		
General Fund										
Classification	**FY2015**	**FY2016**	**FY2017**	**FY2018**	**FY2019**	**FY2020 Adopted Budget**	**FY2020 YTD Actual**	**Current % YTD**	**Expected % YTD Revenue**	**Revenue Position**
Ad valorem Taxes	$ 5,296,350.52	$ 6,404,106.83	$ 6,610,593.72	$ 6,862,226.17	$ 7,436,393.89	$ 7,890,000.00	$ 8,011,568.18	101.54%	98%	254,387.90
Penalties	$ 6,790.19	$ 6,167.66	$ 7,769.11	$ 4,138.85	$ 3,709.10	$ 3,000.00	$ 2,831.90	94.40%	81%	405.23
Local Option Gas Tax	$ 431,011.23	$ 656,195.89	$ 661,090.56	$ 689,548.47	$ 710,261.98	$ 701,000.00	$ 519,683.35	74.13%	72%	14,733.16
Services Taxes	$ 2,945,405.16	$ 2,920,729.68	$ 2,960,479.58	$ 3,178,864.77	$ 3,157,973.14	$ 3,165,500.00	$ 2,230,350.14	70.46%	72%	(37,618.03)
Business Tax	$ 126,965.32	$ 121,841.18	$ 133,156.71	$ 126,813.35	$ 126,122.56	$ 131,500.00	$ 32,416.27	24.65%	51%	(34,038.33)
Franchise fees	$ -	$ 1,795,247.90	$ 1,690,550.33	$ 1,820,703.09	$ 1,825,970.26	$ 1,432,408.00	$ 1,218,860.32	85.09%	71%	203,772.39
Revenue Sharing	$ 2,856,647.58	$ 3,025,763.84	$ 3,219,685.14	$ 3,698,484.42	$ 3,727,947.39	$ 3,022,000.00	$ 2,390,853.82	79.11%	79%	(2,543.09)
Discretionary Tax	$ -	$ -	$ -	$ -	$ 1,720,731.48	$ 2,000,000.00	$ 1,666,215.73	83.31%	72%	223,267.46
Fire Department Income	$ 9,093.25	$ 9,185.42	$ 20,912.96	$ 18,754.93	$ 15,726.61	$ 13,795.00	$ 11,934.76	86.52%	67%	2,732.74
Payment in Lieu ofTax	$ -	$ 132,475.68	$ 55,536.79	$ 49,583.81	$ 52,468.78	$ 52,000.00	$ -	0.00%	0%	0.00
FDOT Lighting Contracts	$ 62,788.46	$ 94,098.11	$ 113,137.95	$ 156,229.42	$ 133,281.05	$ 115,000.00	$ 10,055.96	8.74%	13%	(4,803.29)
Recreation Fees & Revenue	$ 293,930.50	$ 279,486.35	$ 305,604.57	$ 293,905.23	$ 313,659.48	$ 306,000.00	$ 180,791.43	59.08%	74%	(45,209.97)
Police Fees	$ 70,118.26	$ 35,936.65	$ 30,268.60	$ 31,983.42	$ 193,526.57	$ 248,000.00	$ 151,780.73	61.20%	66%	(12,305.83)
Misc GF Revenues	$ 257,528.79	$ 328,892.97	$ 304,577.01	$ 821,286.59	$ 333,448.57	$ 188,000.00	$ 217,446.42	115.66%	53%	118,743.64
Impacts Fees	$ 30,800.00	$ 38,400.00	$ 53,400.00	$ 51,000.00	$ 44,600.00	$ 40,000.00	$ 28,400.00	69.00%	61%	3,255.36
										684,779.34
						$ 19,308,203.00	$16,673,189.01			

General Fund Projections through June

Report Date	7/20/2020		Days Complete		289		% Year Complete	80%		
Utility Fund										
Classification	**FY2015**	**FY2016**	**FY2017**	**FY2018**	**FY2019**	**FY2020 Adopted Budget**	**FY2020 YTD Actual**	**Current % YTD**	**Expected % YTD Revenue**	**Revenue Position**
Water Revenue	$2,364,535.00	$2,433,321.00	$2,563,645.00	$2,532,502.00	$2,734,319.12	$2,629,585.00	$2,105,117.53	80.06%	73%	193,905.67
Sewer Revenue	$3,332,374.00	$3,502,709.00	$3,616,427.00	$3,574,085.00	$3,902,516.00	$3,782,931.00	$2,937,478.49	77.65%	73%	163,968.73
Impact Fees	$732,600.00	$499,502.00	$613,569.00	$722,987.00	$599,501.00	$490,000.00	$589,401.00	120.29%	64%	274,988.51
Connection Fees	$281,663.70	$155,819.96	$279,906.73	$358,284.08	$323,452.50	$177,000.00	$272,751.50	154.10%	69%	150,876.17
Special Fees & Penalties	$218,723.31	$197,633.70	$205,818.73	$200,414.76	$204,961.32	$184,926.00	$113,107.86	61.16%	84%	(42,633.15)
Misc. UF Revenues	$37,325.09	$181,226.40	$42,033.49	$33,232.00	$324,331.40	$12,600.00	$11,497.80	91.25%	31%	7,536.79
Totals	**$6,967,221.10**	**$6,970,212.06**	**$7,321,399.95**	**$7,421,504.84**	**$8,089,081.34**	**$7,277,042.00**	**$6,029,354.18**			**748,642.72**

Utility Fund Projections through June

Projected Cash Carry Forward September 30, 2020

September 30, 2020

	General Fund Total	Building & Permitting Special Revenue	Debt Service Fund	Utility Fund	Sanitation Fund	LETF Fund	Escrow Fund	CRA Fund	Investment Fund	
Fund Balance Projections for FYE 9/30/20										
Unrestricted Cash as of 5/31/2020	$ 9,661,787	$ 1,135,723		$ 2,090,946	$ 2,608,377	$ -	$ 2,913	$ 1,083,237	$ 755,635	$ 17,338,618
Projected Revenues	$ 3,327,025	$ 228,533		$ 2,644,186	$ 1,246,687			$ 61,152		$ 7,507,583
Projected Expenditures	$ (6,995,268)	$ (231,086)		$(4,023,807)	$(1,226,944)			$ (916,152)		$ (13,393,257)
CM Recommended Purchases	$ (456,200)			$ (28,000)						$ (484,200)
ESTIMATED UNRESTRICTED CASH AT 9/	$ 5,537,344	$ 1,133,170	$ -	$ 683,325	$ 2,628,120	$ -	$ 2,913	$ 228,237	$ 755,635	$ 10,968,744
Additional potential expenditures:										
Smart Cop (including annual fee)	$ (383,000)									$ (383,000)
SWAT	$ (7,500)									$ (7,500)
Timeclock Plus	$ (50,000)									$ (50,000)
Door Security Upgrade	$ (25,000)									$ (25,000)
PD Rifles & Upfitting	$ 9,300									$ 9,300
Lift Station #11				$ (28,000)						$ (28,000)
Total additional potential expenditures	$ (456,200)		$ -	$ (28,000)	$ -	$ -	$ -	$ -	$ -	$ (484,200)
Projected Unrestricted Fund Balance	**$ 5,081,144**	**$ 1,133,170**	**$ -**	**$ 655,325**	**$ 2,628,120**	**$ -**	**$ 2,913**	**$ 228,237**	**$ 755,635**	**$ 10,484,544**
Distribution of Projected Unrestricted Funds										
Cash Carry Forward 2021	**$ 1,125,000**	**$ 96,107**					**$ 2,913**	**$ 228,237**		
Reserve Policy Transfer	**$ 4,081,144**	**$ 600,000**		**$ 655,325**	**$ 2,628,120**	**$ -**			**$ 755,635**	

Policy Decisions

- Set
  - General Fund
  - Utility F 25
  - Building 10
- Use Cash Ca y F rd ed un e
- Establish a Ren Reserve of Operating Expenses
- Provide a Dead blished Reserve Goals

Part 2 Operational Resiliency

Proposed Changes Included in the Proposed Budget

- **Implementation of Year-2 of the 3-year Salary Study.**
- **3% Cost of Living Increase for all employees**
- **Additional Salary Adjustment for Police Officers (2.5%)**
- **Additional Salary Adjustment for Dispatchers (7%)**
- **Equipment Replacement**
- **Evaluation of Additional Family Options for Employee Insurance**

Additional Proposed Organizational Changes

- Reorganization of Crestview Recreation & Enrichment Services
  - Appointment of Chuck Powell as Department Head
  - Moving of Facilities Maintenance to CRES
- Creation of Administrative Services Department
  - Appointment of Jessica Leavins as Administrative Services Director
- Budget & Grants Manager Position
- Special Projects Manager Position

Policy Decisions

- Re[illegible] Je[illegible]nt
- [illegible]loyee Cost of[illegible]
- Police & D[illegible]n Ad[illegible]st[illegible]t

Part 3 Stormwater Utility

Why a Stormwater Utility

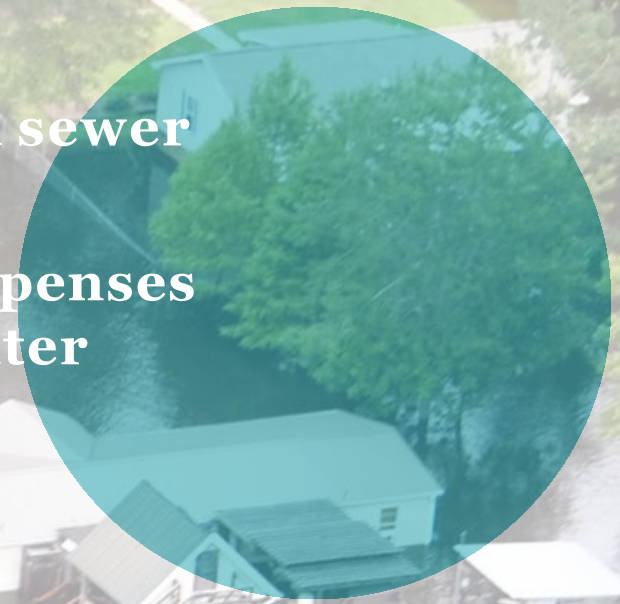

- The expenses are currently funded with water and sewer revenue.
- By establishing a fee so that we can better track expenses and ensure that the monies collected for stormwater management are used for that purpose.
- Current Budget for Stormwater
  - Approximately- $575,000
  - Needed Capital Improvement total
  - City Maintains over 180 ponds throughout the City
- Failure to maintain the ponds will result in residential flooding.

Projected Stormwater Capital Projects

Stormwater Division										
W WALNUT AVE STORM SEWER RELINE	$125,000	$150,000								
JAMES ST STORM SEWER RELINE			$120,000							
SMITH ST STORM SEWER RELINE				$190,000						
OLD SOUTH DR STORM SEWER RELINE					$120,000					
Budget Line Item: Equipment										
Budget Line Item: Improvements										
Future Costs						$250,000	$250,000	$250,000	$250,000	$250,000
Stormwater CIP Budget	**$125,000**	**$150,000**	**$120,000**	**$190,000**	**$120,000**	**$250,000**	**$250,000**	**$250,000**	**$250,000**	**$250,000**
(assume Stormwater Utility implemented by 10/1/2										

Determining the calculation

- **Residential Property: will be required to pay a single ERU fee unless the maximum of 40% impervious area is exceeded.**
- **Commercial / Industrial Property: will be required to pay a single ERU fee unless the maximum of 10,000 square feet of impervious area is exceeded. If this limit is exceeded, an additional ERU fee will be added for every 2,200 square feet over the maximum.**
- **An impervious surface of 70% of the property will be used to determine the initial ERU until the actual ERU canbe established.**

ERU- Equivalent Residential Unit = $2.50

Examples

Address	Business	Total Area (Acres)	Total Area (SqFt)	Impervious Area (Acres)	Impervious Area (SqFt)	Percent Impervious	Commerical?	ERUs	Monthly Bill
196 W Pine Ave	Casbah Coffee	0.06	2613.6	0.042	1829.52	70%	yes	1.0	$ 2.50
1505 S Ferdon Blvd	Crestview Mini Storage	1.27	55321.2	0.889	38724.84	70%	yes	15.0	$ 37.50
332 Medcrest Dr	Crestview Pediatrics	0.44	19166.4	0.308	13416.48	70%	yes	3.0	$ 7.50
318 James Lee Blvd E	CVS	1.54	67082.4	1.078	46957.68	70%	yes	18.0	$ 45.00
130 Oakdale Ave	Gordon Martial Arts	0.49	21344.4	0.343	14941.08	70%	yes	4.0	$ 10.00
496 N Ferdon Blvd	Hot Kim Chi Cafe	0.38	16552.8	0.266	11586.96	70%	yes	2.0	$ 5.00
3200 S Ferdon Blvd	Mobil Gas Station	0.95	41382	0.665	28967.4	70%	yes	10.0	$ 25.00
550 W Redstone Ave	Sacred Heart	5.65	246114	3.955	172279.8	70%	yes	75.0	$ 187.50
318 James Lee Blvd W	Tractor Supply Shopping Center	6.69	291416.4	4.683	203991.48	70%	yes	90.0	$ 225.00

Revenue Projections, ERU Distribution & Start-up plans

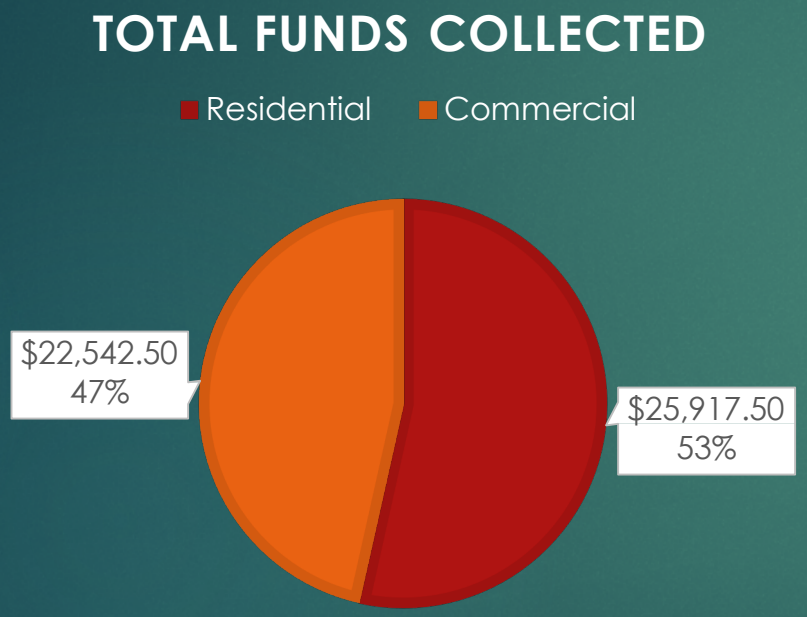

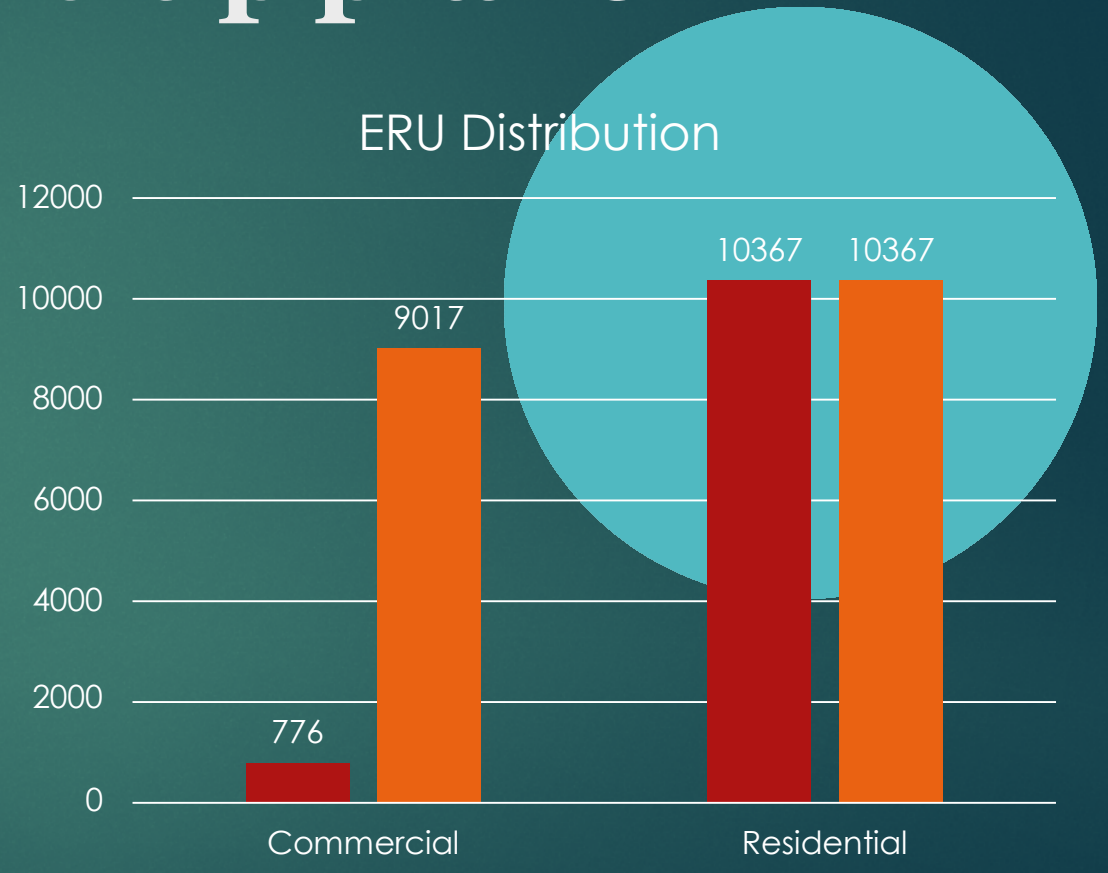

Seed Funding will Come from General Fund Undesignated Fund Balance

Policy Decisions

- C[illegible]
- Determining [illegible] Appropriate F[illegible]
- Should [illegible] Properties [illegible]

Part 3 Wastewater Capacity & Rate Study

Current Wastewater Capacity

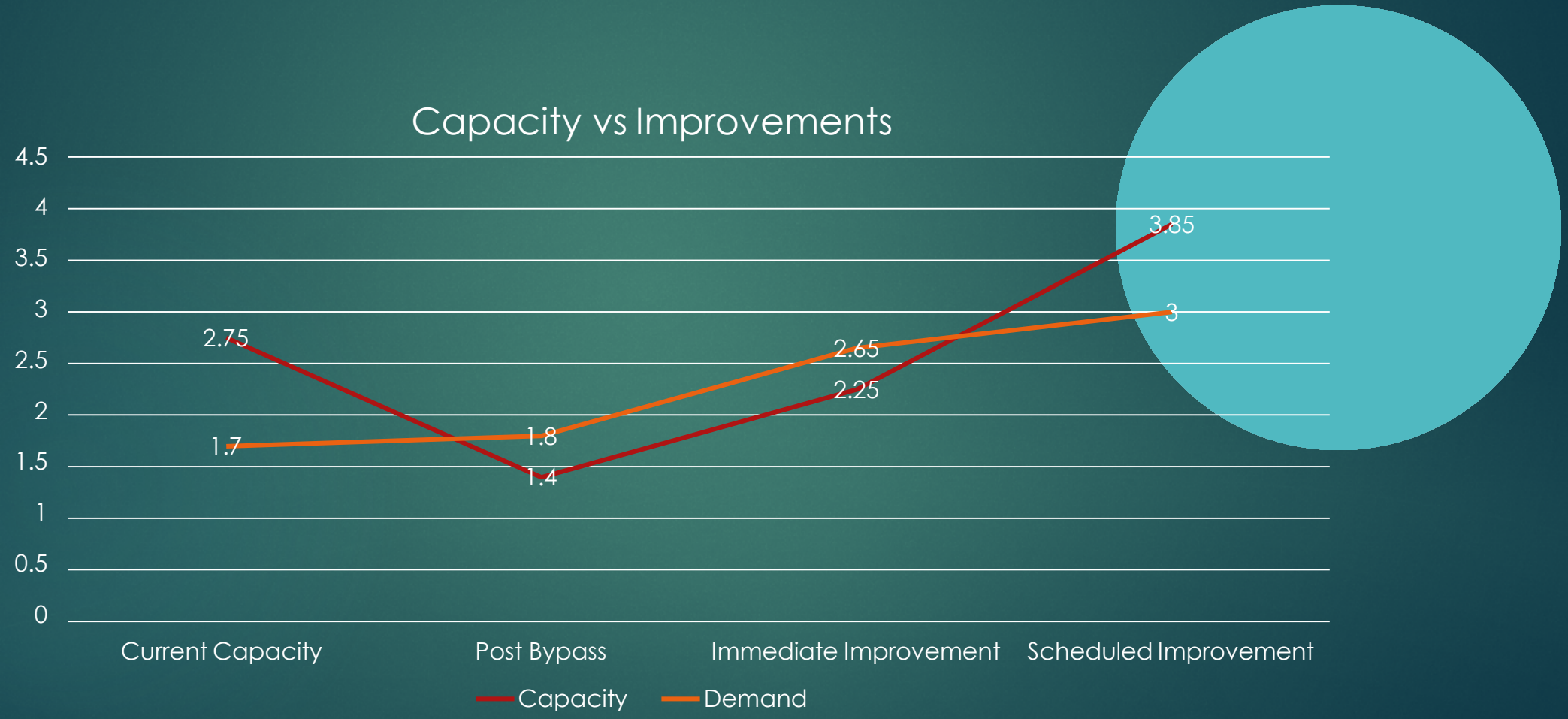

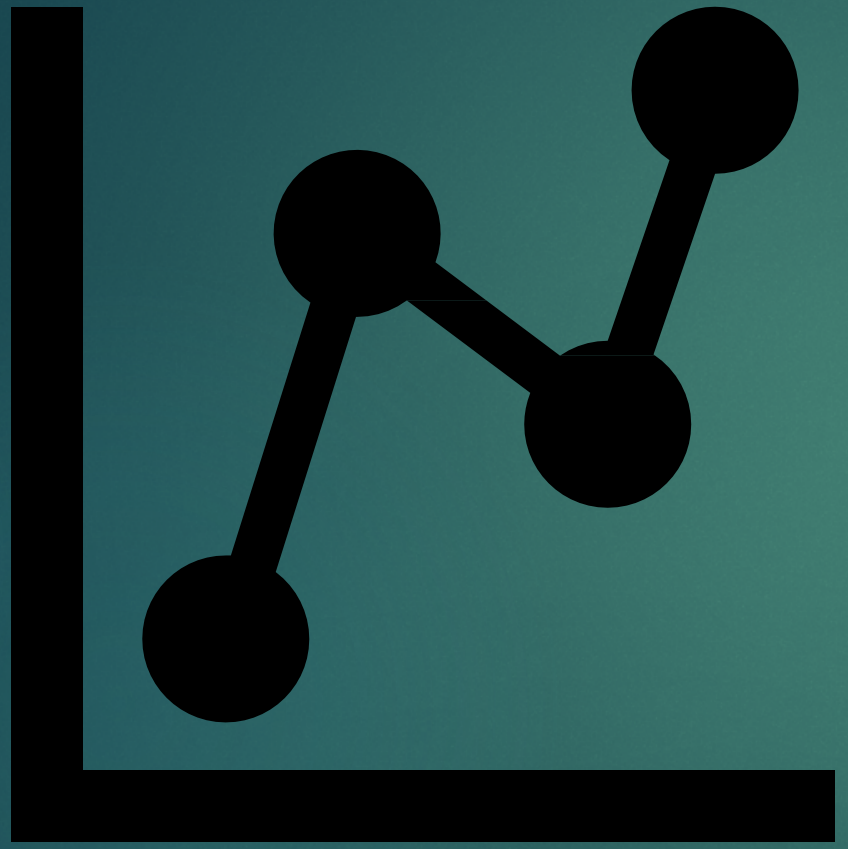

Rate Study Results

Capital Improvement Program Wastewater

Wastewater System CIP Summary (Maintenance, Sewe										
Wastewater % Funding Mix										
% Pay Go	0%	20%	20%	20%	20%	100%	100%	100%	100%	100%
% SRF	100%	80%	80%	80%	80%	0%	0%	0%	0%	0%
Growth Related Capital Costs	$0	$0	$0	$0	$0	$0	$0	$0	$0	0%
Estimated Impact Fees (from Revenues sheet)	$571,000	$571,000	$571,000	$571,000	$571,000	$571,000	$571,000	$571,000	$571,000	$571,000
Cumulative Impact Fees	$0	$0	$0	$0	$0	$0	$0	$0	$0	$0
Wastewater (includes 50% G&A, Public Service, and Cus	**$8,210,757**	**$5,630,500**	**$936,500**	**$3,974,000**	**$26,800,000**	**$1,000,000**	**$1,000,000**	**$1,000,000**	**$1,000,000**	**$1,000,000**
Impact Fees	$571,000	$571,000	$571,000	$571,000	$571,000	$571,000	$571,000	$571,000	$571,000	**$571,000**
Wastewater CIP less Impact Fees	**$7,639,757**	**$5,059,500**	**$365,500**	**$3,403,000**	**$26,229,000**	**$429,000**	**$429,000**	**$429,000**	**$429,000**	**$429,000**
$ Pay Go	$0	$1,011,900	$73,100	$680,600	$5,245,800	$429,000	$429,000	$429,000	$429,000	$429,000
$ SRF	$7,639,757	$4,047,600	$292,400	$2,722,400	$20,983,200	$0	$0	$0	$0	$0
Total	**$7,639,757**	**$5,059,500**	**$365,500**	**$3,403,000**	**$26,229,000**	**$429,000**	**$429,000**	**$429,000**	**$429,000**	**$429,000**

Total 10 yr. Capital Project Funding $15,685,357 or $35,685,357

Capital Improvement Program Water

Water System CIP Summary										
Water % Funding Mix										
% Pay Go	100%	100%	100%	100%	100%	20%	100%	100%	100%	100%
% SRF	0%	0%	0%	0%	0%	80%	0%	0%	0%	0%
Growth Related Capital Costs	$0	$0	$0	$0	$0	$0	$0	$0	$0	0
Estimated Impact Fees (from Revenues sheet)	$211,000	$211,000	$211,000	$211,000	$211,000	$211,000	$211,000	$211,000	$211,000	$211,000
Cumulative Impact Fees	$0	$0	$0	$0	$0	$0	$0	$0	$0	$0
Water (includes 50% G&A, Public Service, and Customer	**$4,336,000**	**$1,086,000**	**$963,500**	**$466,000**	**$1,336,000**	**$4,336,000**	**$1,086,000**	**$3,586,000**	**$1,086,000**	**$1,086,000**
Impact Fees	**$211,000**	**$211,000**	**$211,000**	**$211,000**	**$211,000**	**$211,000**	**$211,000**	**$211,000**	**$211,000**	**$211,000**
Water CIP less Impact Fees	**$4,125,000**	**$875,000**	**$752,500**	**$255,000**	**$1,125,000**	**$4,125,000**	**$875,000**	**$3,375,000**	**$875,000**	**$875,000**
$ Pay Go	$4,125,000	$875,000	$752,500	$255,000	$1,125,000	$825,000	$875,000	$3,375,000	$875,000	$875,000
$ SRF	$0	$0	$0	$0	$0	$3,300,000	$0	$0	$0	$0
	$4,125,000	**$875,000**	**$752,500**	**$255,000**	**$1,125,000**	**$4,125,000**	**$875,000**	**$3,375,000**	**$875,000**	**$875,000**

Total 10 yr. Capital Project Funding $3,300,000

How do we stack up on monthly rates?

Water and Sewer Rates for Surrounding Utilities			
Area	Monthly Water Bill	Monthly Sewer Bill	Combined Monthly Bill
Auburn Water System	$ 36.15		$ 36.15
City of Defuniak Springs	$ 54.81	$ 37.98	$ 92.79
Destin Water Users	$ 32.29	$ 43.52	$ 75.81
ECUA	$ 30.90	$ 53.86	$ 84.76
City of Fort Walton Beach	$ 30.16	$ 65.45	$ 95.61
Holley-Navarre Water System	$ 33.05	$ 51.42	$ 84.47
City of Milton	$ 33.92	$ 43.29	$ 77.21
Navarre Beach Utilities	$ 45.70	$ 49.07	$ 94.77
Okaloosa County Water & Sewer	$ 32.87	$ 51.14	$ 84.01
South Walton Utility Company, Inc.	$ 24.08	$ 56.24	$ 80.32
Average Monthly Billing	$ 35.39	$ 50.22	$ 80.59
City of Crestview - FY20 Rates	$ 19.95	$ 44.85	$ 64.80
City of Crestview with 4% Incease	$ 20.75	$ 46.64	$ 67.39

Notes:

Assumed 7,000 gallons of water, 5/8" meter, existing residential customer, and inside city

Defuniak Spring rates are exclusive to a 3/4" meter

Excludes tax

Based on information found on Utility's Website

How do we stack up on monthly rates?

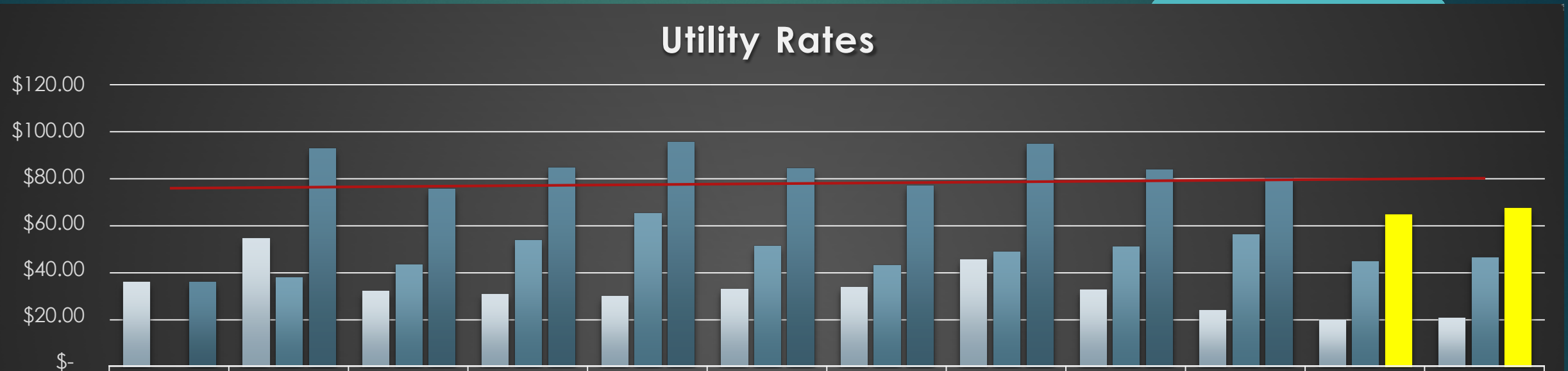

	Auburn Water	Defuniak	Destin Water Users	ECUA	City of Fort Walton Beach	Holley-Navarre Water	City of Milton	Navarre Beach	Okaloosa County	South Walton	City of Crestivew	City of Crestivew W/ Increase
Water	$36.15	$54.81	$32.29	$30.90	$30.16	$33.05	$33.92	$45.70	$32.87	$24.08	$19.95	$20.75
Sewer		37.98	43.52	53.86	65.45	51.42	43.29	49.07	51.14	56.24	44.85	46.64
Total	36.15	92.79	75.81	84.76	95.61	84.47	77.21	94.77	84.01	80.32	64.8	67.39

Water Impact Fee Comparison		
City of Defuniak Springs	$	275.00
City of Fort Walton Beach	$	700.00
City of Crestview	$	1,000.00
City of Milton	$	1,383.28
ECUA	$	1,447.00
Okaloosa County	$	1,600.00
Holly-Navarre Water System	$	2,250.00
Auburn Water System	$	2,425.00
Navarre Beach Utilities	$	2,500.00
South Walton Utility Company, Inc	$	3,320.00

Sewer Impact Fee Comparison		
City of Defuniak Springs	$	450.00
City of Ft Walton Beach	$	807.00
ECUA	$	2,743.00
City of Crestview	$	2,900.00
Okaloosa County	$	3,200.00
Navarre Beach Utilities	$	3,600.00
City of Milton	$	3,867.86
Holly-Navarre	$	4,200.00
South Walton Utility	$	4,283.00

Total Cost Comparison		
Auburn Water System	$	2,425.00 *
City of Defuniak Springs	$	2,825.00
City of Ft Walton Beach	$	3,307.00
City of Crestview	$	3,900.00
Okaloosa County	$	4,800.00
Navarre Beach Utilities	$	6,100.00
ECUA	$	6,345.00
City of Milton	$	6,351.14
Holly-Navarre	$	6,450.00
South Walton Utility	$	7,603.00

Impact Fees?

Water and Sewer Impact Fees for Surrounding Utilities					
Area	Water Impact Fee	Water Connection Fee	Sewer Impact Fee	Sewer Connection Fee	Total Impact Fee
Auburn Water System	$ 2,425.00	N/A	N/A	N/A	$ 2,425.00
City of Defuniak Springs	$ 275.00	$ 1,100.00	$ 450.00	$ 1,000.00	$ 725.00
ECUA	$ 1,447.00	$ 655.00	$ 2,743.00	$ 1,500.00	$ 4,190.00
City of Fort Walton Beach	$ 700.00	$ 800.00	$ 807.00	$ 1,000.00	$ 1,507.00
Holley-Navarre Water System	$ 2,250.00	N/A	$ 4,200.00	N/A	$ 6,450.00
City of Milton	$ 1,383.28	$ 600.00	$ 3,867.86	$ 500.00	$ 5,251.14
Navarre Beach Utilities	$ 2,500.00	N/A	$ 3,600.00	N/A	$ 6,100.00
South Walton Utility Company, Inc.	$ 3,320.00		$ 4,283.00		$ 7,603.00
Average Impact Fees	**$ 1,787.54**	**$ 788.75**	**$ 2,850.12**	**$ 1,000.00**	**$ 4,637.66**
City of Crestview	$ 1,000.00	$ 800.00	$ 2,900.00	$ 1,020.00	$ 3,900.00
Difference in Average Fees and City of Crestview Impact Fee	$ 787.54		$ (49.88)		$ 737.66

Notes:

Assumed new residential customer, new connections, and inside city limits. (Excludes tax)

Auburn Water System does not provide Sewer Service

Highlighted Fees are listed as "Cost of Construction". Value is estimation.

Based on information found on Utility's Website

How do we stack up Impact Fees?

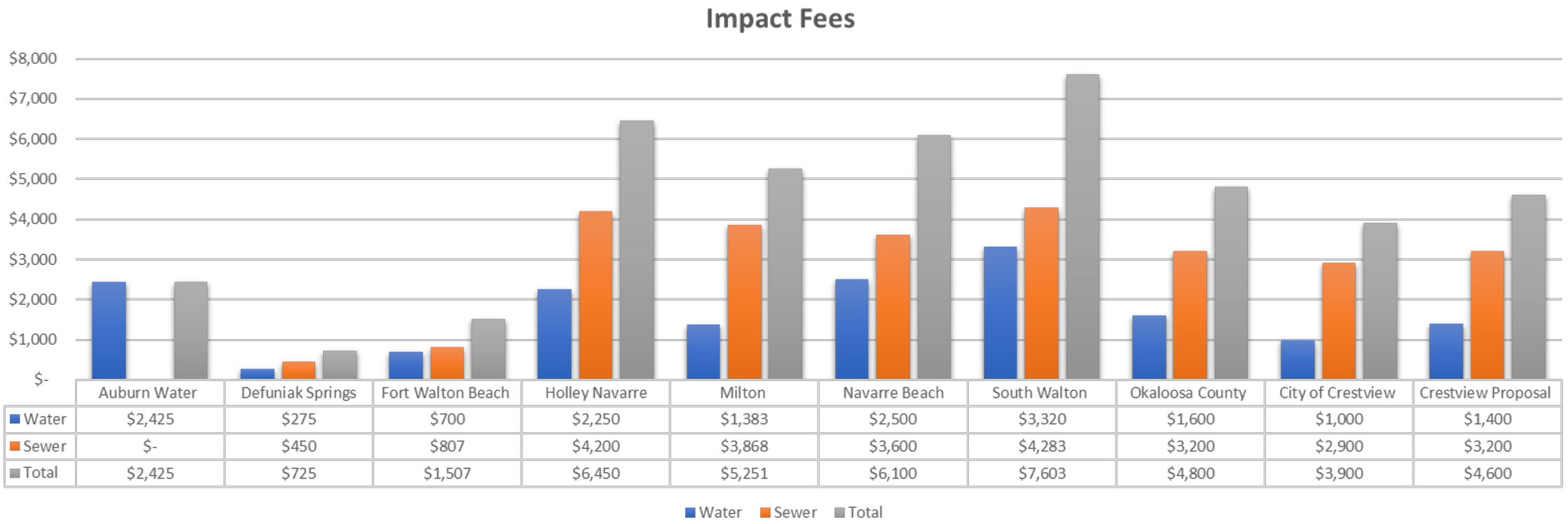

	Auburn Water	Defuniak Springs	Fort Walton Beach	Holley Navarre	Milton	Navarre Beach	South Walton	Okaloosa County	City of Crestview	Crestview Proposal
Water	$2,425	$275	$700	$2,250	$1,383	$2,500	$3,320	$1,600	$1,000	$1,400
Sewer	$-	$450	$807	$4,200	$3,868	$3,600	$4,283	$3,200	$2,900	$3,200
Total	$2,425	$725	$1,507	$6,450	$5,251	$6,100	$7,603	$4,800	$3,900	$4,600

Policy Decisions

- [illegible] r [illegible] ,38[illegible] 9)
- [illegible] %4 rate [illegible] nc [illegible] ra [illegible] d implement 5-year [illegible] te st[illegible] (4% [illegible] year [illegible] ch Se[illegible] er [illegible] with annual rate
- Approve Incr[illegible] es [illegible] In[illegible] F[illegible] es
  - New Water Im[illegible] Fe[illegible] 40[illegible]
  - New Sewer In[illegible] $[illegible]
- Approve Capital [illegible] le

Part 3 Budget Review

General Fund

- Maintain A Milliage rate of 6.9466
- New Administrative Services Department
- Establishment of Undesignated Reserve Policy with Initial Funding
- Realignment of Facilities Division within Crestview Recreation & Enrichment Services
- Foxwood Master Plan
- 22 Police Vehicles (11 from 2020 & 11 from 2021)
- Fiber Net Installation
- Community Center Hardening for Natural Disaster Emergency Operations

General Fund Expenses

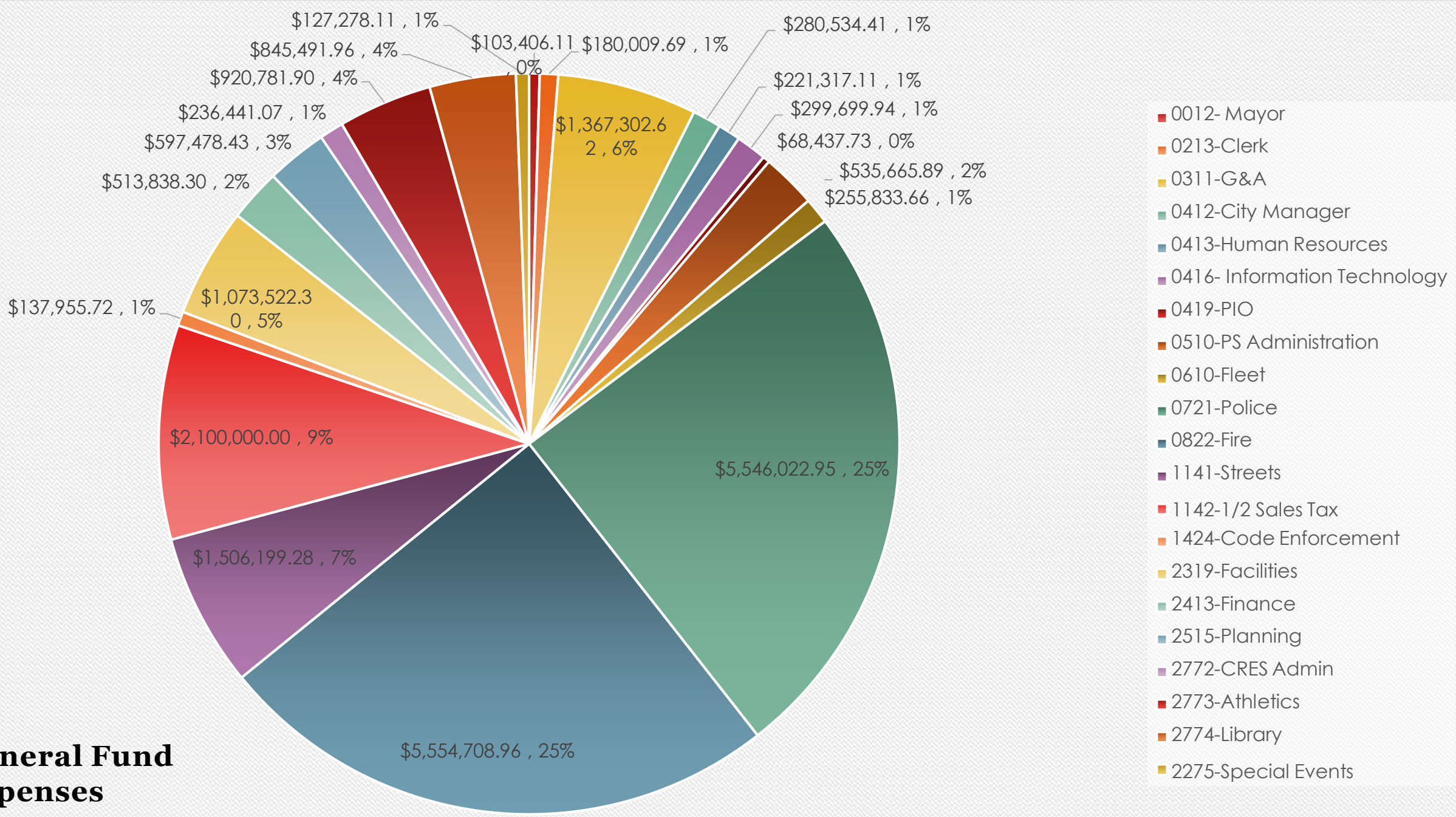

General Fund Revenue

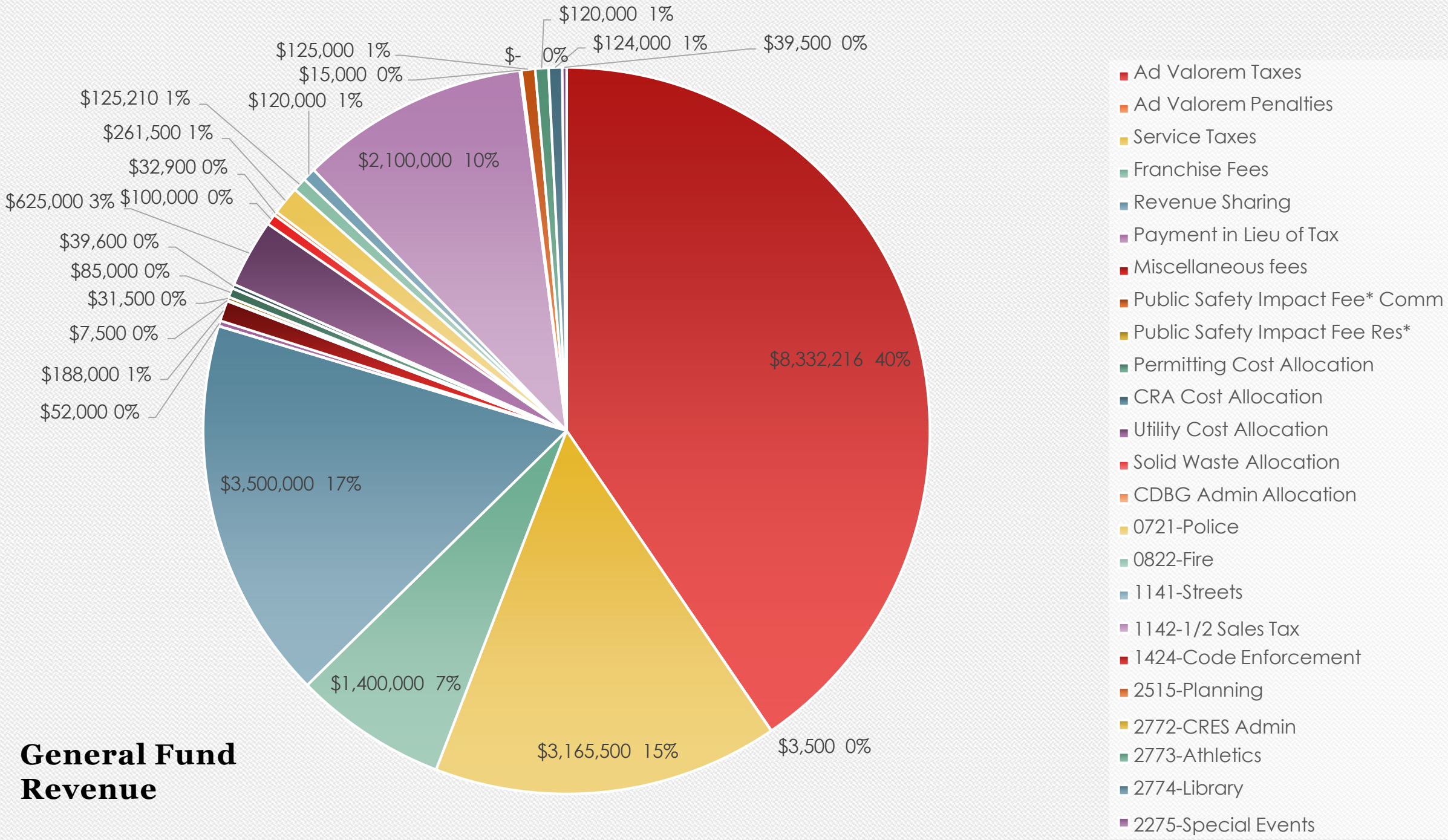

Permitting Special Fund

- Trading 2 vehicles in the new lease program
- Recommending a temporary 20% reduction in all permitting fees for 2021
- Will evaluate the fund at the end of 2021 to determine permanent changes to fee structure

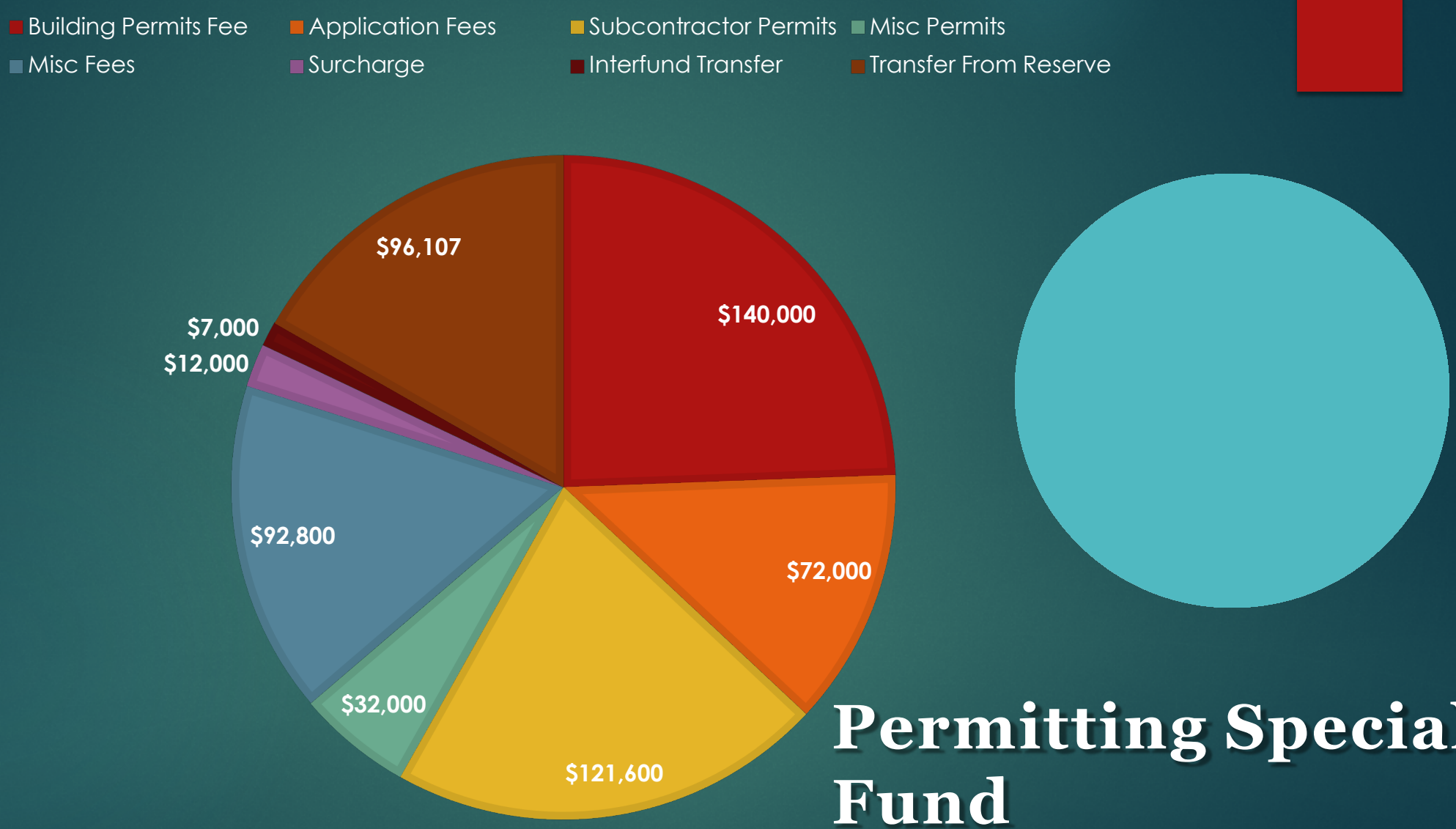

Permitting Special Fund Revenue

Community Development Block Grant

- Two Sources of Funding
  - Entitlement Funds $164,610
  - Coronavirus Allocation $96,835
- HHA Housing Stabilization $12,000
- Small Business Grant $96,835
- Nuisance Abatement $75,688
- Admin $32,900
- Benjamin Sewer Project $44,000

Utility Fund

- Implementation of rate study
- Secure Capital Improvement Debt
- Completes Capacity and sustainability Capital Improvement Projects
- Combined Utility Maintenance & Sewer Divisions

Capital Improvement Projects

Meter & MXU Replacement	$100,000
Garret Pit Road Water tower	$1,300,000
PJ Phase 4 Utility relocates	$800,000
CIPP Lining Program	$50,000
Low-Pressure Sewer Program	$25,000
Benjaman Sewer Exansion*	$105,000
Manhole Lining Program	$50,000
Split Creek Engineering Study*	$50,000
New Control Panel for LS #19	$59,228
New Control Panel for LS #29	$59,228
New Control Panel for LS #38	$20,000
LS#15 Upgrade*	$250,000
Foxwood Country Club	$830,000
PD&E & Construction Sewer Lines	$150,000
PJ phase 4 Relocate	$800,000
LS 61 Pump Replacement	$90,000
Spare 75hp electric motor for oxidation ditch	$12,000
New influent composite sampler	$8,000
Master lift station pump	$15,000
Influent flow meter replacement	$26,000
Solids handling upgrade	$2,560,000
Phase 1 PD&E	$100,000
Rapid Infiltration (RIB)	$500,000
Phase 2 PD&E	$590,000
Irrigation Relocation	$120,000
Total	$8,669,456

Stormwater Fund

- Adopt Stormwater Utility Ordinance
- Complete Rate Assessment by Properties
- Complete West Walnut Avenue Relining Improvement

Stormwater Division										
W WALNUT AVE STORM SEWER RELINE	$125,000	$150,000								
JAMES ST STORM SEWER RELINE			$120,000							
SMITH ST STORM SEWER RELINE				$190,000						
OLD SOUTH DR STORM SEWER RELINE					$120,000					
Budget Line Item: Equipment										
Budget Line Item: Improvements										
Future Costs						$250,000	$250,000	$250,000	$250,000	$250,000
Stormwater CIP Budget	**$125,000**	**$150,000**	**$120,000**	**$190,000**	**$120,000**	**$250,000**	**$250,000**	**$250,000**	**$250,000**	**$250,000**
(assume Stormwater Utility implemented by 10/1/2										

Community Redevelopment Agency

- Complete a Mobility Plan
- Downtown Design Implementation of Mobility Plan
- Restripe parking downtown
- Complete Segue
- Downtown Beatification
- Bush House Improvements
- Complete Sign Project

Important Dates

- First reading of Stormwater Utility– August 10th
- Second Reading of the FeeSchedule Ordinance- August 10th
- Second Reading of Stormwater Ordinance August 31st (Special Meeting)
- Fee Schedule Resolution August 31st
- Tentative Milliage/ Budget Hearing September 8th 5:15pm
- Final Milliage/ Budget Hearing September 28th 5:30pm

YES
NO
MAYBE
DON'T KNOW